

Setting up SEQTA Engage

This information guide will help you in setting up your SEQTA Engage account to view your child's report.

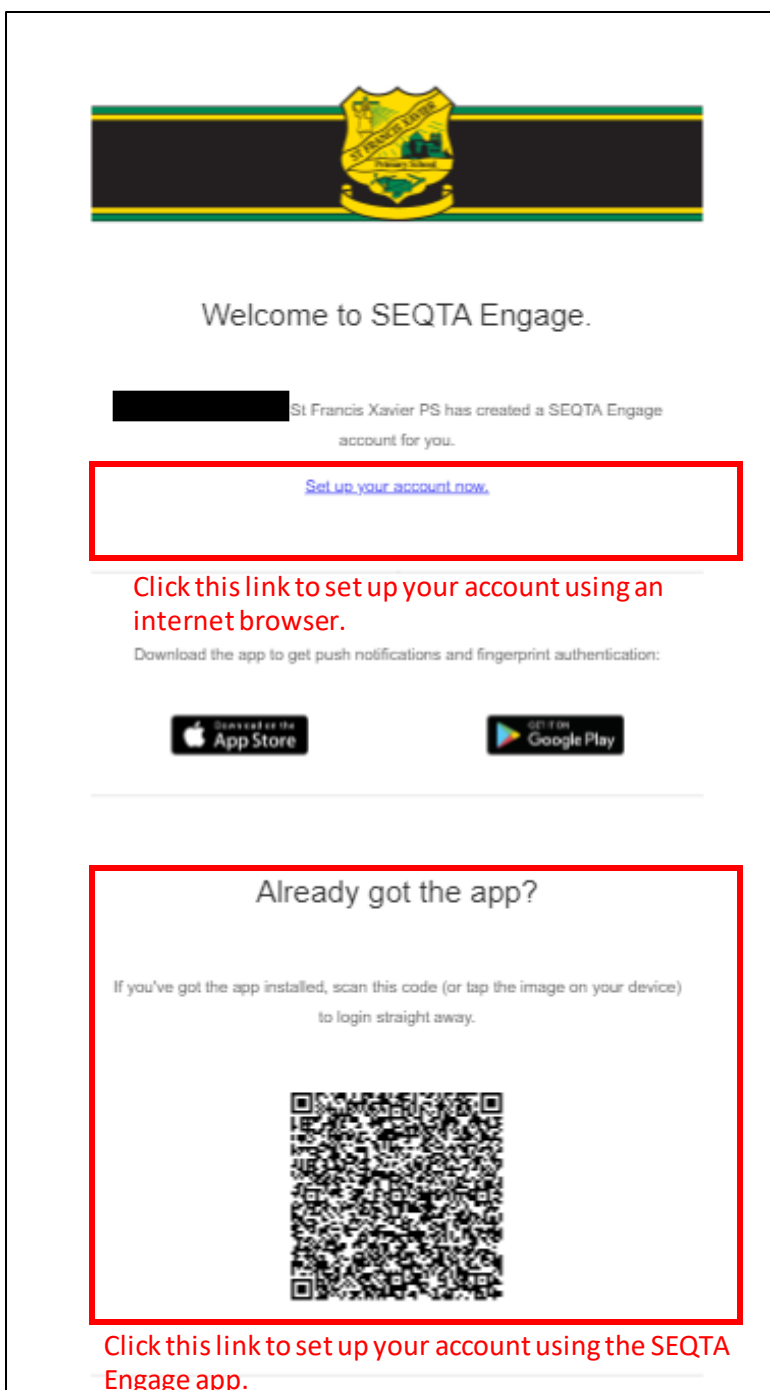
Please see the last page of this guide to add your children from St Francis Xavier if you already have a SEQTA Engage account.

Step 1

You will receive an email from St Francis Xavier PS welcoming you to SEQTA Engage.

After this you can choose whether you would like to set up your account using an internet browser or the SEQTA Engage app.

The SEQTA Engage app is available to download in the App Store and Google Play Store.



Welcome to SEQTA Engage.

St Francis Xavier PS has created a SEQTA Engage account for you.

[Set up your account now.](#)

Click this link to set up your account using an internet browser.


Download the app to get push notifications and fingerprint authentication:

GET IT ON the App Store

GET IT ON Google Play

Already got the app?

If you've got the app installed, scan this code (or tap the image on your device) to login straight away.



Click this link to set up your account using the SEQTA Engage app.

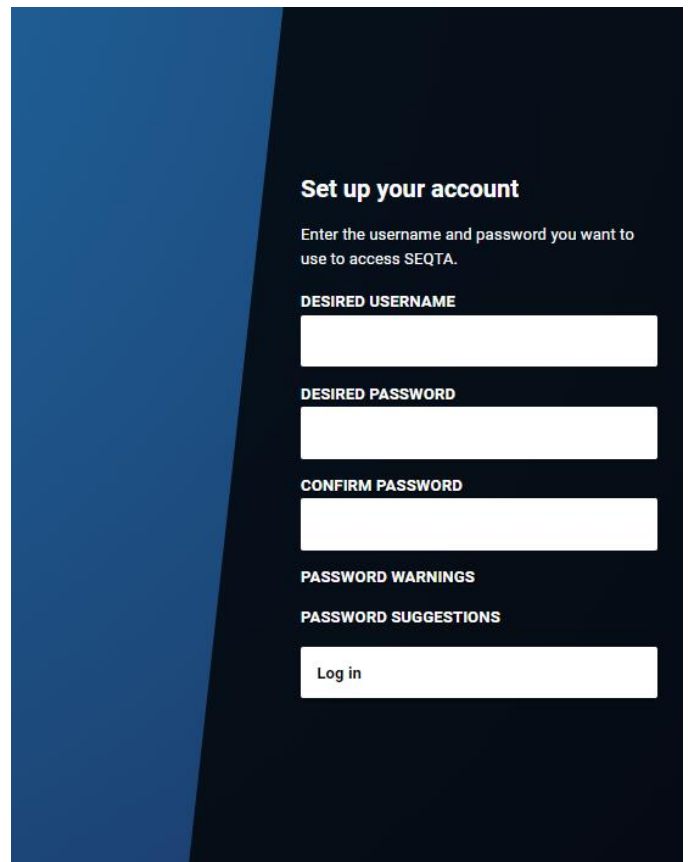
Step 2 – Internet browser

To create your account, press on the link which says,

[Set up your account now.](#)

Once you have opened the link, you will see a screen asking you to set up your account.

You can choose your own username and password.

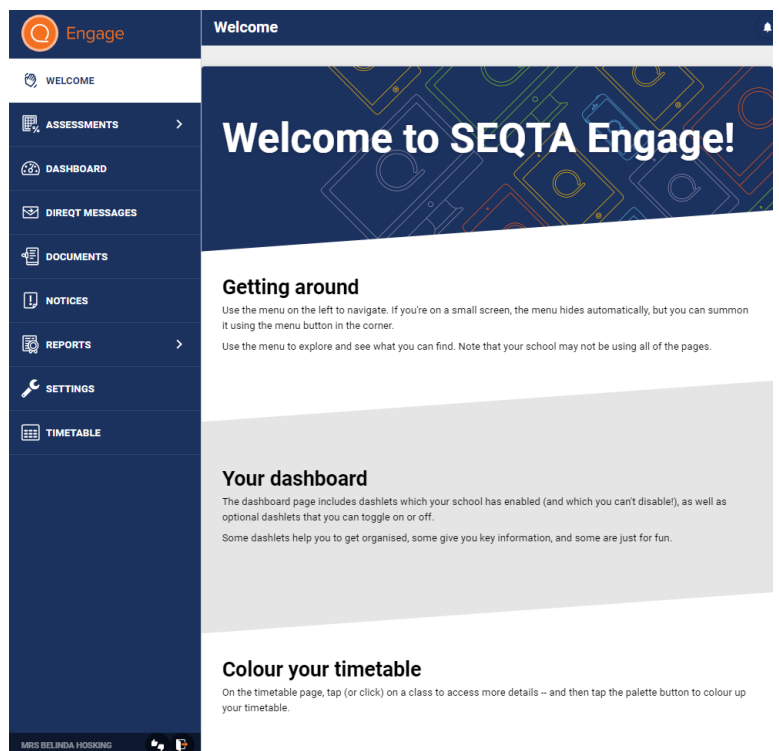


The screenshot shows a dark-themed 'Set up your account' form. At the top, it says 'Set up your account' and 'Enter the username and password you want to use to access SEQTA.' Below this are four input fields: 'DESIRED USERNAME', 'DESIRED PASSWORD', 'CONFIRM PASSWORD', and 'PASSWORD WARNINGS'. There is also a section for 'PASSWORD SUGGESTIONS' and a 'Log in' button at the bottom.

After creating your username and password, you will see a welcome screen.

You have now finished the set-up process.

Information about accessing student reports will be issued towards the end of the term.



The screenshot shows the 'Welcome' screen of the SEQTA Engage app. The top navigation bar is dark blue with the 'Engage' logo. A sidebar menu on the left lists: WELCOME, ASSESSMENTS, DASHBOARD, DIREQT MESSAGES, DOCUMENTS, NOTICES, REPORTS, SETTINGS, and TIMETABLE. The main content area has a dark blue header with the text 'Welcome to SEQTA Engage!'. Below this, there are three sections: 'Getting around' with instructions on how to use the menu, 'Your dashboard' with information about dashlets, and 'Colour your timetable' with instructions on how to customise the timetable page. The user's name 'MRS DELINDA HOSKING' is visible at the bottom left.

Step 2 – SEQTA Engage app

Download the SEQTA engage app on your device.

Open the app.

You will see the Add account screen. Select 'I have a code.'

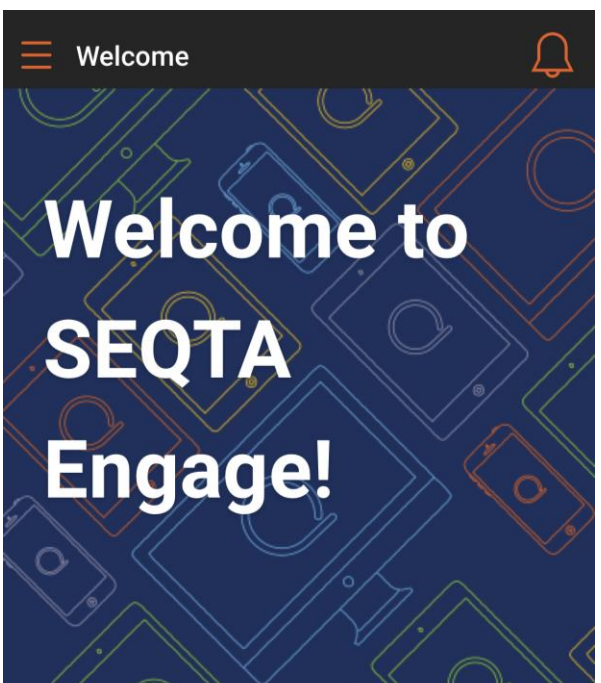
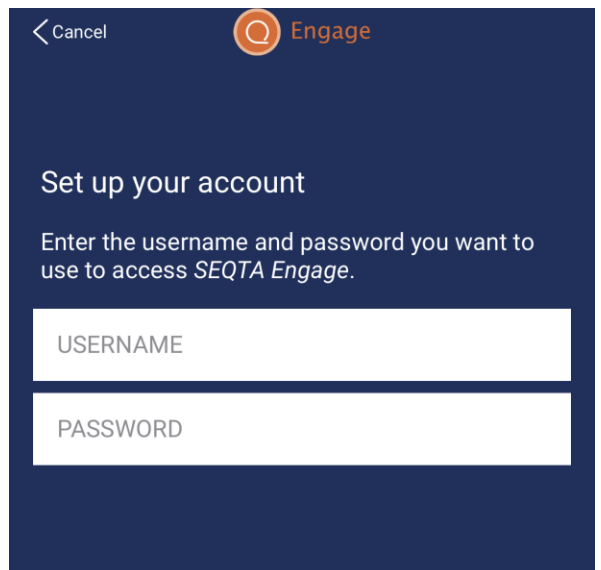
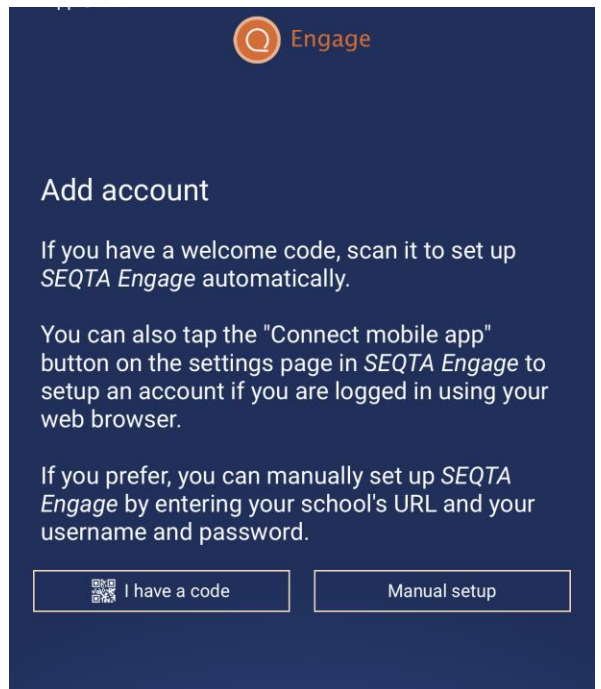
Scan the QR code provided at the bottom of the email you received.

Select a username and password of your choice.

After creating your username and password, you will see a welcome screen.

You have now finished the set-up process.

Information about accessing student reports will be issued towards the end of the term.



If you already have a SEQTA Engage account for a child at a different school, follow these steps.

Open the SEQTA Engage app on your device.

Press the Settings icon. 

At the very bottom of this list, you will see your username. Press the 'add' button next to it.



Welcome to SEQTA Engage

OUR PASSION

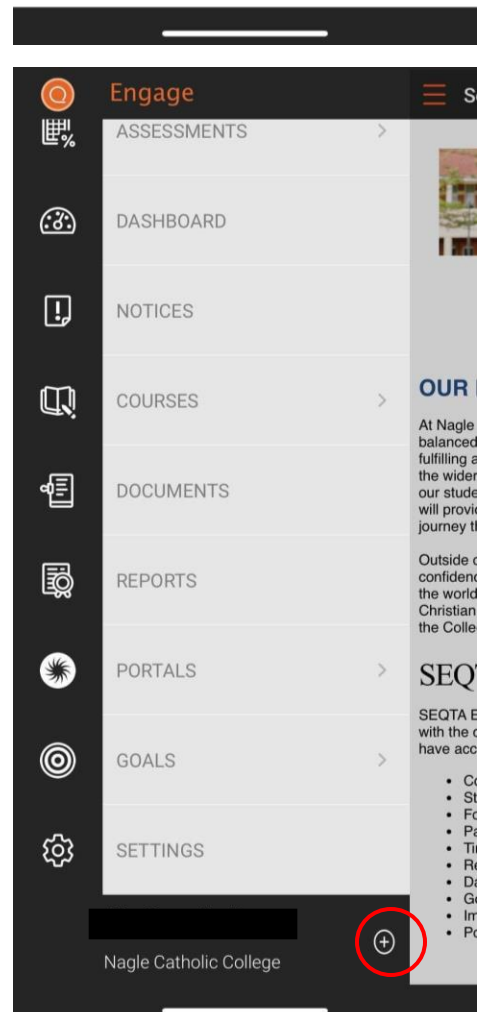
At Nagle Catholic College, we strive to provide our students with a balanced and holistic education which equips our graduates to live fulfilling and purposeful lives as happy and productive members of the wider community. The College motto, 'For Others', encourages our students to explore the meaningful contribution their education will provide and empower them to make a positive difference as they journey through life.

Outside of the curriculum, we aim to help each student to gain confidence, form friendships and be prepared to take their place in the world. Faith plays an important part in the school and the Christian values of the founders are observed in the everyday life of the College.

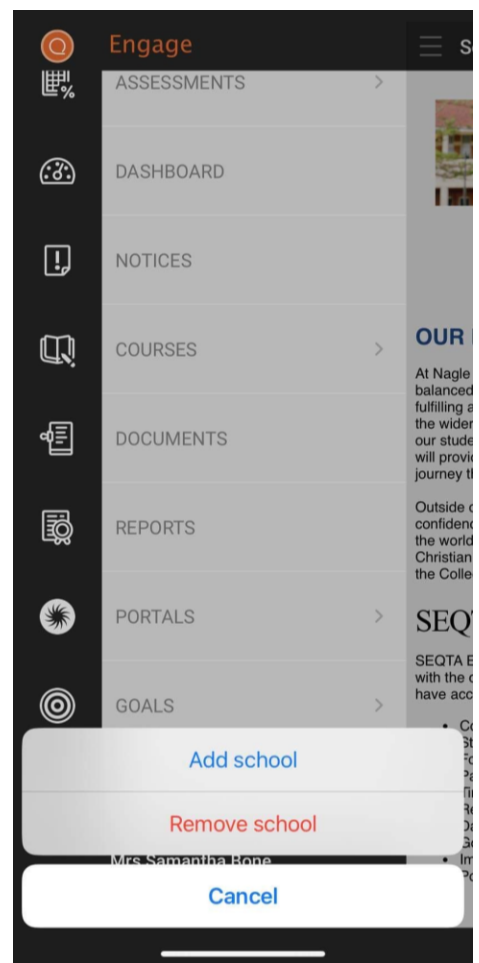
SEQTA ENGAGE

SEQTA Engage allows parents and guardians to work in partnership with the college to achieve the best outcomes for students. Families have access to:

- Course Work
- Student Assessments - due dates and results
- Formally set homework
- Pastoral Care / Student Behaviour
- Timetables
- Reports
- Daily Notices
- Goals
- Important College Documents
- Portals



You will then get a pop-up screen which looks like this. Choose 'Add school.'



After this, you can scan the QR code provided to add St Francis Xavier to your account.

